

No. P-KVA-E007

DATE 2022-03

PRODUCTS DATA SHEET

ESD protection

SURGE ABSORBER

Type KVA

Size 1005, 1608

LEAD FREE



MATSUO ELECTRIC CO., LTD.

OUTLINE (TYPE KVA)

(P-KVA-E007)

The signal transmission rate of personal computer peripheral devices and digital devices as represented by USB2.0 devices is being increased year by year, and countermeasures against ESD are critical in high-frequency bands. We have developed Type KVA Surge Absorber to protect the circuits of various electronic devices sensitive to ESD. Since the surge absorber has a low capacitance of 0.08 pF, it is applicable to high-speed signal lines.

APPLICATION

The ecology design of Type KVA is environmentally friendly because of Lead-free and Halogen-free. The product is suitable for elimination of ESD on high-speed signal lines that may be affected by signal waveform deformation. (USB2.0, USB3.0, IEEE1394, HDMI interfaces, SCSI ports, antenna lines, etc.)

FEATURES

1. Usable on high-speed signal lines
2. Low capacitance (size 1005 : 0.06pF typ.)
3. Large ESD endurance and high insulation resistance
4. No polarity. Protection of circuit against ESD from both directions
5. Ultra-small size : 1005 (1.0 × 0.5 × 0.35 mm), 1608 (1.6 × 0.8 × 0.5 mm)
6. Suitable for automatic mounting by chip placer
7. Precise dimensions allows high-density mounting and symmetrical construction of terminal provide "Self-Alignment".
8. Resistance to soldering heat : Reflow or flow soldering 10 seconds at 260°C
9. High accuracy carrier tape by using pressed pocket ensures excellent mounting.
10. Lead-free and RoHS Compliant

APPLICATION CLASSIFICATION BY USE

The application classification by use which divided the market and use into four is set up supposing our products being used for a broad use.

Please confirm the application classification by use of each product that you intend to use.

Moreover, please be sure to inform to our Sales Department in advance in examination of the use of those other than the indicated use.

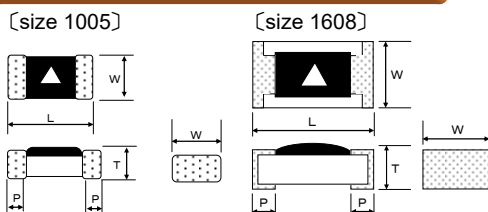
RATING

Item	Ratings
Category Temperature Range	- 40~+125° C
Rated Voltage	24 VDC
Trigger Voltage	1000V max. (650V typ.)
Clamp Voltage	200V max. (100V typ.)
Capacitance	size 1005 : 0.1pF max. (0.06pF typ.)
	size 1608 : 0.2pF max. (0.08pF typ.)

ORDERING INFORMATION

KVA	2402	102	NA	29
Type code	Rated voltage code	Trigger voltage code	Package style code	Case code
Surge Absorber (for ESD Elimination)	Code : Rated voltage 2402 : 24V	Code : Trigger voltage 102 : 1000V	Packaging type NA : φ 180 Reel	Code : Case size 07 : 1.0 × 0.5 29 : 1.6 × 0.8

DIMENSIONS



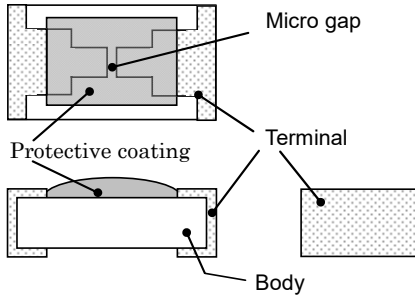
Main body : Alumina ceramic
Terminal : Tin plating

Case size	Case code	L	W	T max	P
1005	07	1.00 ^{±0.05}	0.50 ^{±0.05}	0.35	0.20 ^{±0.1}
1608	29	1.60 ^{±0.1}	0.80 ^{±0.1}	0.50	0.30 ^{±0.2}

MARKING

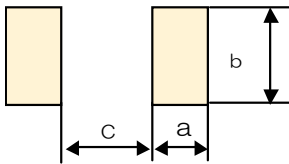
Code	Rated voltage	Trigger voltage
△	24 VDC	1000 V max.

CONSTRUCTION



Name	Material
Micro gap	Copper
Body	Alumina ceramic
Protective coat	Silicone resin
Terminal	Tin plating

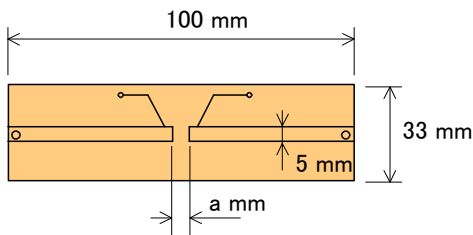
RECOMMENDED PAD DIMENSIONS



(mm)

	Size 1005	Size 1608
a	0.4	1.0
b	0.5	1.2
c	0.6	1.0

STANDARD TEST BOARD

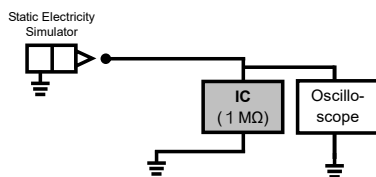
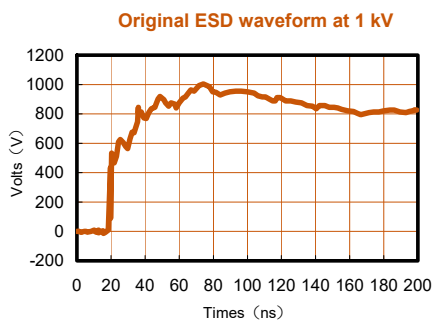


Glass epoxy on one side
Board thickness : 1.6 mm
Copper layer : 35µm

Case size	Size a
1005	0.6
1608	1.2

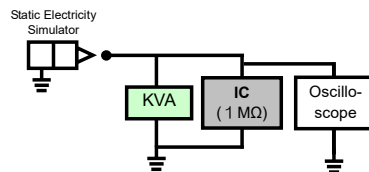
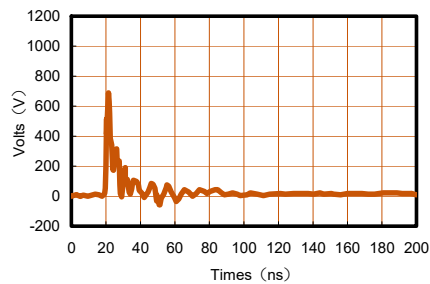
(mm)

STATIC SUPPRESSION -Example of ESD Elimination-



Surge Absorber absorbs and suppresses static electricity.

Absorbed ESD waveform at 1 kV when KVA is used



When mounted in parallel with the elements to be protected, such as ICs, between the elements and GND, Type KVA suppresses ESD applied to the elements and prevents malfunction and breaking.

PERFORMANCE

No.	Item	Performance	Test method									
1	Trigger voltage	Shall not exceed 1000 V.	Contact discharging conforming to IEC61000-4-2 Tester capacity : 150 pF/Resistance : 330 Ω									
2	Clamp voltage	Shall not exceed 200 V.	Contact discharging conforming to IEC61000-4-2 Tester capacity : 150 pF/Resistance : 330 Ω Test voltage : 8 kV (level 4)									
3	Capacitance	size 1005 : Shall not exceed 0.1pF. size 1608 : Shall not exceed 0.2pF.	Measuring frequency : 1 MHz Measuring voltage : 1 V									
4	Leakage current	Shall not exceed 1 nA.	Test voltage: 6V									
5	Insulation resistance	Shall exceed 1 MΩ.	Resistance between terminals.									
6	Electrode strength (Bending)	No mechanical damage. Shall meet specification of trigger voltage and the insulation resistance.	Board supporting width : 90 mm Bending speed : Approx. 0.5 mm/sec. Duration : 30 sec. Bending : 3 mm									
7	Shear test	No mechanical damage. Shall meet specification of trigger voltage and the insulation resistance.	Applied force : size 1005 10 N (1.02 kgf) size 1608 20 N (2.04 kgf) Duration : 10 sec. Tool : R0.5 Direction of the press : side face									
8	Substrate bending test	No mechanical damage. Shall meet specification of trigger voltage and the insulation resistance.	Supporting dimension : size 1005 0.5 mm size 1608 0.8 mm Applied force : size 1005 5 N (0.51 kgf) size 1608 10 N (1.02 kgf) Tool : R0.5 Direction of the press : thickness direction of product.									
9	Solderability (Solder Wetting time)	Solder Wetting time : within 3sec.	Solder : Sn-3Ag-0.5Cu Temperature : 245 ± 3°C meniscograph method									
			Solder : JISZ3282 H60A, H60S, H63A Temperature : 230 ± 2°C meniscograph method									
10	Solderability (new uniform coating of solder)	The dipping surface of the terminals shall be covered more than 95% with new solder.	Solder : Sn-3Ag-0.5Cu Temperature : 245 ± 3°C Dipping : 3sec.									
			Solder : JISZ3282 H60A, H60S, H63A Temperature : 230 ± 2°C Dipping : 3sec.									
11	Resistance to soldering heat	Marking shall be legible. No mechanical damage. Shall meet specification of trigger voltage and the insulation resistance.	Dipping (1 cycle) Preconditioning : 100 ~ 150°C, 60 sec. Temperature : 265 ± 3°C/6 ~ 7 sec. Reflow soldering (2 cycles) Preconditioning : 1 ~ 2 min, 180°C or less Peak : 250 ± 5° C, 5 sec. Holding : 230 ~ 250°C, 30 ~ 40 sec. Cooling : more than 2 min. Manual soldering Temperature : 350 ± 10°C Duration : 3 ~ 4 sec. Measure after 1 hour left under room temp. and humidity.									
12	Solvent resistance	Marking shall be legible. No mechanical damage. Shall meet specification of trigger voltage and the insulation resistance.	Dipping rinse Solvent : Isopropyl alcohol Duration : 90 sec.									
13	ESD endurance	No mechanical damage. The resistance between terminals shall be 1 MΩ or more, and the trigger voltage shall be met.	Conforming to IEC61000-4-2 Tester capacity : 150pF / Resistance : 330 Ω Test voltage : It depends below.(level 4) 1000 cycles <table border="1" style="margin-left: 20px;"> <thead> <tr> <th>Case size</th> <th>Contact discharge</th> <th>Air discharge</th> </tr> </thead> <tbody> <tr> <td>1005</td> <td>8kV</td> <td>8kV</td> </tr> <tr> <td>1608</td> <td>8kV</td> <td>15kV</td> </tr> </tbody> </table>	Case size	Contact discharge	Air discharge	1005	8kV	8kV	1608	8kV	15kV
Case size	Contact discharge	Air discharge										
1005	8kV	8kV										
1608	8kV	15kV										
14	Vibration	No mechanical damage. Shall meet specification of trigger voltage and the insulation resistance.	Frequency range : 10 ~ 55 ~ 10 Hz/min. Vibration amplitude : 1.5 mm. Duration : 2 hours in each of XYZ directions (total : 6 hours)									
15	Shock	No mechanical damage. Shall meet specification of trigger voltage and the insulation resistance..	Peak value : 490 m/s ² (50 G) Duration : 11 msec. 6 aspects × 3 times (total : 18 times)									
16	Thermal shock	No mechanical damage. Shall meet specification of trigger voltage and the insulation resistance.	-55 ± 3° C : 30 min. Room temperature : 2 ~ 3 min or less 125 ± 2° C : 30 min. Room temperature : 2 ~ 3 min or less Repeat above step for 10 cycles.									
17	Moisture resistance	No mechanical damage. Shall meet specification of trigger voltage and the insulation resistance.	Temperature : 85 ± 3°C Humidity : 85 ± 5% RH Leaving Duration : 1000 h									
18	Load life	No mechanical damage. Shall meet specification of trigger voltage and the insulation resistance.	Temperature : 85 ± 2°C Applied : 24V (Rated voltage) Duration : 1000 hours									
19	Accelerated damp heat steady state	No mechanical damage. Shall meet specification of trigger voltage and the insulation resistance.	Temperature : 85 ± 3°C Humidity : 85 ± 5%RH Applied : 24V(rated voltage) Duration : 1000 hours									
20	Stability	No mechanical damage. Shall meet specification of trigger voltage and the insulation resistance.	Temperature : 125 ± 2°C Leaving Duration : 1000 hours									



Application Notes for Surge Absorber

1. Circuit Design

Type KVA Surge Absorber is a part for protection from static electricity and cannot be used for protection from lightning surge. Before using Type KVA Surge Absorber, sufficiently examine its electrical characteristics and the circuit conditions to be mounted.

- (1) Type KVA should always be operated below the rated voltage.
- (2) Please use Type KVA under the condition of category temperature.

Type KVA should be selected by determining the operating conditions that will occur after final assembly, or estimating potential abnormalities through cycle testing.

2. Assembly and Mounting

During the entire assembly process, observe Type KVA body temperature and the heating time specified in the performance table. In addition, observe the following items :

- (1) Mounting and adjusting with soldering irons are not recommended since temperature and time control is difficult.
In case of emergency for using soldering irons, be sure to observe the conditions specified in the performance table.
- (2) Type KVA body should not contact a soldering iron directly.
- (3) Once Type KVA mounted on the board, they should never be remounted on boards or substrates.
- (4) During mounting, be careful not to apply any excessive mechanical stresses to the Type KVA.
- (5) Should not rub the protective coat surface with a cotton swab or abrush, it might cause the lack for marking and protective coat.

3. Solvents

For cleaning of Type KVA, immersion in isopropyl alcohol for 90 seconds (at 20 ~ 30°C liquid temp.) will not be damaged. If organic solvents will be used to Type KVA, be sure to preliminarily check that the solvent will not damage Type KVA .

4. Caution During Usage

Type KVA should never be touched in use.

5. Environmental Conditions

- (1) Type KVA should not be stored or operated in the presence of acids, or alkalis, or corrosive atmosphere.
- (2) Type KVA should not be vibrated, shocked, or pressed excessively.
- (3) Type KVA should not be operated in a flammable or explosive atmosphere.
- (4) Please do not use Type KVA in the environment where dew condensation occurs.
In case Type KVA has to be used under the dew condensation condition, please apply moisture-proof coating over Type KVA.
Covering Type KVA with moisture-proof coating may affect electrical characteristics, please evaluate the effects sufficiently before use.

6. Emergency

In case of fire, smoking, or offensive odor during operation, please cut off the power in the circuit or pull the plug out.

7. Storage

- (1) Type KVA should not be stored in an environment with high temperature, low temperature, high humidity, condensation and dust and avoid direct sunlight or corrosive atmosphere such as H₂S(hydrogen sulfide) or SO₂(sulfur dioxide).
Direct sunlight may cause decolorization and deformation of the exterior and taping.
Also, solderability will be remarkably lower in high humidity.
- (2) If the products are stored for an extended period of time, please contact Matsuo Sales Department for recommendation. The longer storage term causes packages and tapings to worsen. If the products will be stored for longer term, please contact us for advice.
- (3) The products in taping, package, or box should not be given any kind of physical pressure. Deformation of taping or package may affect automatic mounting.

8. Disposal

When Type KVA are disposed of as waste or "scrap", they should be treated as "industrial waste". Type KVA contain various kinds of metals and resins.

9. Samples

Type KVA received as samples should not be used in any products or devices in the market. Samples are provided for a particular purpose such as configuration, confirmation of electrical characteristics, etc.



MATSUO ELECTRIC CO., LTD.

Please feel free to ask our Sales Department for more information on Surge Absorber.

Overseas Sales 5-3,3-Chome,Sennari-cho,Toyonaka-shi,Osaka 561-8558,Japan Tel:06-6332-0883 Fax:06-6332-0920

Head office 5-3,3-Chome,Sennari-cho,Toyonaka-shi,Osaka 561-8558,Japan Tel:06-6332-0871 Fax:06-6331-1386

URL <https://www.ncc-matsuo.co.jp/>

Specifications on this catalog are subject to change without prior notice. Please inquire of our Sales Department to confirm specifications prior to use.

適用用途分類 / APPLICATION CLASSIFICATION BY USE

Rev.5 (2022.02.14)

市場	適用用途分類	用途		推奨品種	推奨品種	推奨品種	推奨品種
		概要	代表的なアプリケーション例	チップタンタルコンデンサ	リード付タンタルコンデンサ	回路保護素子	フィルムコンデンサ
高信頼度機器	1	<ul style="list-style-type: none"> 高度な安全性や信頼性が要求される機器 製品の保守交換が不可能な機器、製品の故障が人命に直接かかわる、または、致命的なシステムダウンを引き起こす可能性がある機器 	<ul style="list-style-type: none"> 宇宙開発機器関連(衛星、ロケット、人工衛星) 航空・防衛システム 原子力・火力・水力発電システム 	267型Pシリーズ	111型Pシリーズ	該当なし	該当なし
車載・産業機器	2	<ul style="list-style-type: none"> 信頼性が重視される機器 製品の保守交換が極めて困難な機器や、製品の故障が人命に影響する、あるいは故障の範囲が広範囲である機器 	<ul style="list-style-type: none"> 自動車および鉄道・船舶等の輸送機器の車両制御(エンジン制御,駆動制御,ブレーキ制御) 新幹線・主要幹線の運行制御システム 	267型Nシリーズ 271型Nシリーズ 279型Mシリーズ	111型Nシリーズ 111型Mシリーズ 112型Mシリーズ 204型Nシリーズ 247型	KAB型Nシリーズ JAG型Nシリーズ KVA型Nシリーズ	431型 431型Aシリーズ 503型 553型 602型 801型 802型
	3	<ul style="list-style-type: none"> 製品の保守交換が可能な機器や、製品の故障が人命に影響しないが故障によるシステムダウンの損失が大きく安全管理が要求される機器 	<ul style="list-style-type: none"> エアコン,カーナビ等の車室内搭載部品,車載用通信機器 家庭用/ビル用等のセキュリティ管理システム 工業用ロボットや工作機械等の制御機器 	267型Mシリーズ 267型Eシリーズ 281型Mシリーズ TCA型	204型Mシリーズ	KAB型Mシリーズ	
汎用機器	4	<ul style="list-style-type: none"> 最先端技術を積極的に適用する小型・薄型品 製品の保守交換が可能な機器や、製品の故障によるシステムダウンが部分的な機器向けの市場で広く使用されることを想定した製品 	<ul style="list-style-type: none"> スマートフォン,携帯電話,モバイルPC(タブレット),電子辞書 デスクトップPC, ノートPC, ホームネットワーク アミューズメント機器(パチンコ,ゲーム機) 	251型Mシリーズ 251型Tシリーズ 281型Eシリーズ TCB型		KAB型 KAB型Tシリーズ KAH型 JAE型, JAG型 JAH型, JAH型Lシリーズ JAJ型, JAK型 JHC型 KVA型	503型Aシリーズ

Market	Application classification by use	Use		Recommendation Type	Recommendation Type	Recommendation Type	Recommendation Type
		Outline	Typical example of application	Chip Tantalum Capacitors	Leaded Tantalum Capacitors	Circuit Protection Components	Film Capacitors
High reliability apparatus	1	<ul style="list-style-type: none"> Apparatus in which advanced safety and reliability are demanded. Whether failure of the apparatus which cannot maintenance exchange products, and a product is direct for a human life, apparatus which changes or may cause a fatal system failure. 	<ul style="list-style-type: none"> Space development apparatus relation (Satellite, Rocket, Artificial Satellite) Aviation and a defensive system Atomic power, fire power, and a water-power generation system 	Type 267 P Series	Type 111 P series	With no relevance	With no relevance
In-vehicle Industrial apparatus	2	<ul style="list-style-type: none"> Apparatus in which reliability is important. The apparatus in which maintenance exchange of a product is very difficult, and failure of a product influence a human life, or the range of failure is wide range. 	<ul style="list-style-type: none"> Vehicles control of transport machines, such as a car, and a railroad, a vessel (Engine control, drive control, brake control) The operation control system of the Shinkansen and a main artery 	Type 267 N Series Type 271 N Series Type 279 M Series	Type 111 N series Type 111 M series Type 112 M series Type 204 N series Type 247	Type KAB N series Type JAG N series Type KVA N series	Type 431 Type 431 A series Type 503 Type 553 Type 602 Type 801 Type 802
	3	<ul style="list-style-type: none"> Apparatus which can maintenance exchange products, and apparatus in which the loss of the system failure is large although failure of a product does not influence a human life, and maintenance engineering is demanded 	<ul style="list-style-type: none"> Vehicle indoor loading parts, such as an air-conditioner and car navigation, and in-vehicle communication facility Security management system for home/buildings etc. Control apparatus, such as Industrial use robots and a machine tool etc. 	Type 267 M Series Type 267 E Series Type 281 M Series Type TCA	Type 204 M series	Type KAB M series	
Apparatus in general	4	<ul style="list-style-type: none"> The small size and the thin article which applies leading-edge technology positively The product supposing being used widely in the market for the apparatus which can maintenance exchange products, and apparatus with a partial system failure by failure of product. 	<ul style="list-style-type: none"> Smart phone, Mobile phone, Mobile PC (tablet), Electronic dictionary Desktop PC, Notebook PC, Home network Amusement apparatus (Pachinko, Game machine) 	Type 251M Series Type 251 T Series Type 281 E Series Type TCB		Type KAB Type KAB T series Type KAH Type JAE, Type JAG Type JAH, Type JAH L series Type JAJ, Type JAK Type JHC Type KVA	Type 503 A series