




METALLIZED POLY ETHYLENE TEREPHTHALATE FILM CAPACITORS

TYPE 553

Ultra miniature size

⚠ CAUTIONS

- This capacitor is suitable for DC circuit. In case of AC circuit use, please refer to our sales department.
- The sum of peak value of AC and DC voltage should not exceed the rated voltage.
- This catalog is designed for providing general information. Please inquire of our Sales Department to confirm specifications prior to use.



Type 553 is ultra miniature size with thin film (Metalized Pet). Precise dimensions allow high density packaging.

FEATURES

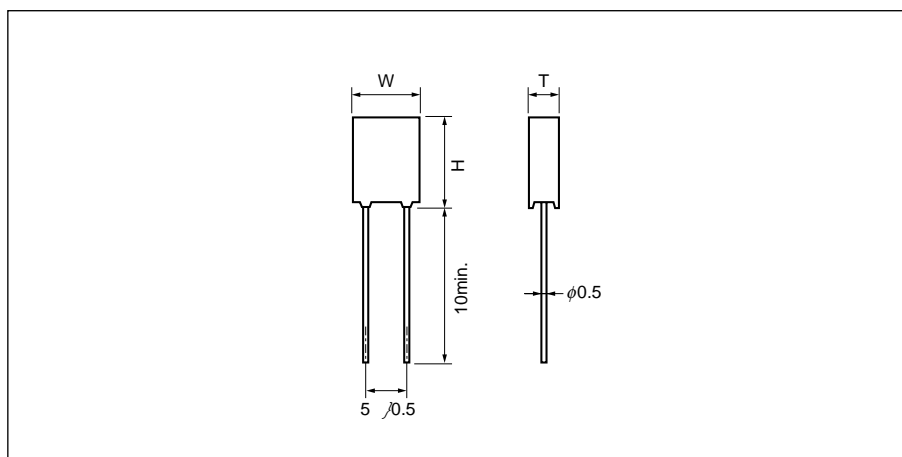
1. Flame-retardant case and resin.
2. Withstand long life (2000Hr 85°C 1.4 × RV).
3. High and stable insulation resistance.
4. All items have 5 mm lead spacing and suitable for standard PWB.
5. Tape and reel packaging by straight lead wire is available. Dual marking is applied so that marking on body is visible after mounted.

CHARACTERISTICS

ITEM	CHARACTERISTICS
Failure rate level	1%/1000h(Code M)
Operating temperature range	-40~+85°C to +105°C with voltage derating
Rated voltage	50, 63VDC
Capacitance range	0.01~1μF
Capacitance tolerance	±5%, ±10%

DIMENSIONS

mm



STANDARD RATINGS AND DIMENSIONS

(mm)

R.V. dimensions Cap.(μF)	50VDC			63VDC		
	W±0.3	H±0.3	T±0.3	W±0.3	H±0.3	T±0.3
0.01				7.3	7.0	2.6
0.015				7.3	7.0	2.6
0.022				7.3	7.0	2.6
0.033				7.3	7.0	2.6
0.047				7.3	7.0	2.6
0.068				7.3	7.0	2.6
0.1				7.3	7.0	2.6
0.15				7.3	8.5	3.6
0.22				7.3	8.5	3.6
0.33				7.3	9.5	4.6
0.47				7.3	10.5	5.2
0.68	7.3	10.5	5.2			
1.0	7.3	11.5	6.2			



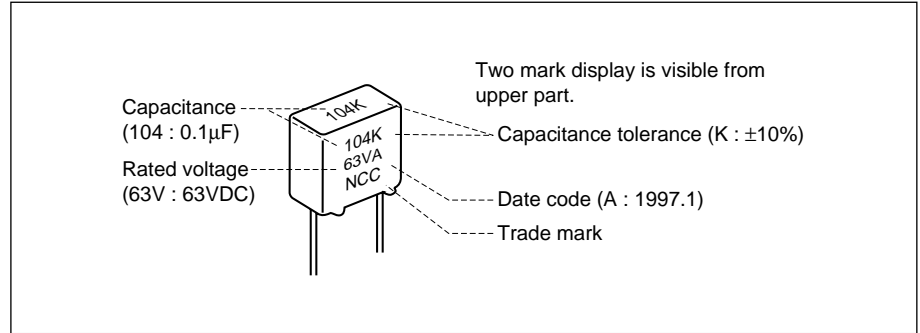


METALLIZED POLY ETHYLENE TEREPHTHALATE FILM CAPACITORS

TYPE 553

Ultra miniature size

MARKING



RATINGS AND CATALOG NUMBERS

	Catalog number	cap. (μ F)	Tolerance (\pm %)	Dissipation factor	Insulation resistance (M Ω)		
					20°C	85°C	105°C
Rated voltage 50V	553 M 5002 684 □ ¹ □ ²	0.68	5, 10	0.008max	4400	440	44
	553 M 5002 105 □ ¹ □ ²	1.0	5, 10	0.008max	3000	300	30
Rated voltage 63V	553 M 6302 103 □ ¹ □ ²	0.01	5, 10	0.008max	9000	900	100
	553 M 6302 153 □ ¹ □ ²	0.015	5, 10	0.008max	9000	900	100
	553 M 6302 223 □ ¹ □ ²	0.022	5, 10	0.008max	9000	900	100
	553 M 6302 333 □ ¹ □ ²	0.033	5, 10	0.008max	9000	900	100
	553 M 6302 473 □ ¹ □ ²	0.047	5, 10	0.008max	9000	900	100
	553 M 6302 683 □ ¹ □ ²	0.068	5, 10	0.008max	9000	900	100
	553 M 6302 104 □ ¹ □ ²	0.1	5, 10	0.008max	9000	900	100
	553 M 6302 154 □ ¹ □ ²	0.15	5, 10	0.008max	9000	900	100
	553 M 6302 224 □ ¹ □ ²	0.22	5, 10	0.008max	9000	900	100
	553 M 6302 334 □ ¹ □ ²	0.33	5, 10	0.008max	9000	900	91
553 M 6302 474 □ ¹ □ ²	0.47	5, 10	0.008max	6400	640	64	

□¹ capacitance tolerance code "J" or "K" .

□² package style code : Available for taping only.

