


TYPE 503

⚠ CAUTIONS

- This capacitor is suitable for DC circuit. In case of AC circuit use, please refer to our sales department.
- The sum of peak value of AC and DC voltage should not exceed the rated voltage.
- This catalog is designed for providing general information. Please inquire of our Sales Department to confirm specifications prior to use.

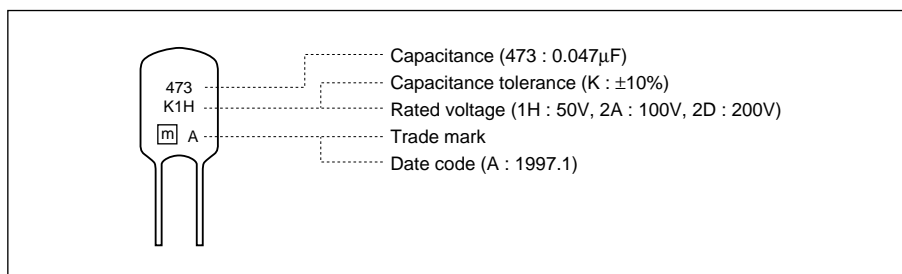


Type 503 is Miniature size and volume comparison with Type 501: 50% ~ 80%, high reliability as Type 501. Type 503 is especially suitable for automatic mounting and high density packaging.

CHARACTERISTICS

ITEM	CHARACTERISTICS
Failure rate level	0.5%/1000h(Code N)
Operating temperature range	-40~+85°C to +125°C with voltage derating
Rated voltage	50, 100, 200VDC
Capacitance range	0.001~0.47μF
Capacitance tolerance	±5%, ±10%

MARKING

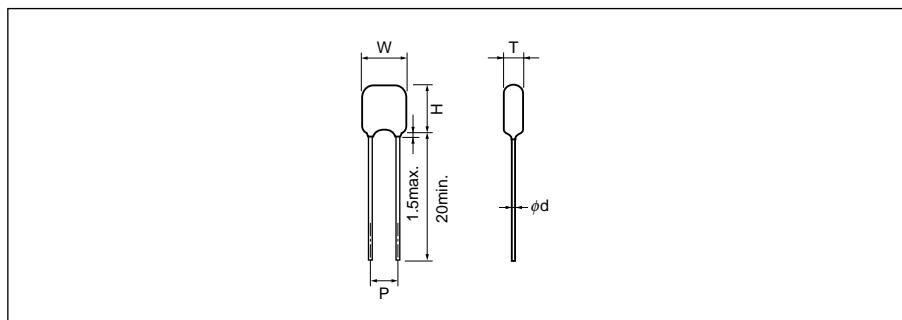


FEATURES

1. Operating temperature : +125°C with voltage derating.
2. Reduced height is suitable for high density packaging.
3. Available for packaging in tape. (Reel and Ammo)
4. Suitable products for a miniature electronic applications.

DIMENSIONS

mm



STANDARD RATINGS AND DIMENSIONS

(mm)

R.V. dimensions Cap.(μF)	50VDC					100VDC					200VDC				
	W max	H max	T max	P±0.8	d	W max	H max	T max	P±0.8	d	W max	H max	T max	P±0.8	d
0.001	6.0	8.5	3.5	4.0	0.5	6.0	8.5	3.5	4.0	0.5	6.0	8.5	3.5	4.0	0.5
0.0015	6.0	8.5	3.5	4.0	0.5	6.0	8.5	3.5	4.0	0.5	6.0	8.5	3.5	4.0	0.5
0.0022	6.0	8.5	3.5	4.0	0.5	6.0	8.5	3.5	4.0	0.5	6.0	8.5	4.0	4.0	0.5
0.0033	6.0	8.5	3.5	4.0	0.5	6.0	8.5	3.5	4.0	0.5	6.5	8.5	4.0	4.0	0.5
0.0047	6.0	8.5	3.5	4.0	0.5	6.5	8.5	4.0	4.0	0.5	7.0	9.0	4.5	4.0	0.5
0.0068	6.0	8.5	3.5	4.0	0.5	7.0	8.5	4.5	4.0	0.5	7.5	10.0	5.0	4.0	0.5
0.01	6.5	8.5	4.0	4.0	0.5	7.5	8.5	5.0	4.0	0.5	8.0	10.0	5.5	4.0	0.5
0.015	6.5	8.5	4.0	4.0	0.5	7.5	9.5	5.0	5.0	0.5	8.5	12.0	6.0	5.0	0.5
0.022	7.0	9.0	4.5	4.0	0.5	8.5	9.5	5.5	5.0	0.5	9.5	13.0	7.0	5.0	0.5
0.033	7.5	9.5	5.0	4.0	0.5	8.5	12.0	6.0	5.0	0.5	10.0	14.0	7.5	5.0	0.5
0.047	8.0	9.5	5.5	4.0	0.5	9.5	12.5	7.0	5.0	0.5	11.0	14.5	8.5	5.0	0.5
0.068	8.0	11.0	5.5	5.0	0.5	9.5	14.5	7.0	5.0	0.5	12.0	16.0	8.5	7.5	0.5
0.1	9.0	12.0	6.5	5.0	0.5	11.0	14.5	8.0	5.0	0.5	13.5	17.0	10.0	7.5	0.5
0.15	11.0	14.5	6.5	5.0	0.5	13.0	17.0	9.0	7.5	0.5					
0.22	12.0	14.5	7.5	5.0	0.5	14.5	17.0	10.5	7.5	0.5					
0.33	13.0	17.5	8.0	7.5	0.5										
0.47	14.5	17.5	9.0	7.5	0.5										



POLY ETHYLENE TEREPHTHALATE FILM CAPACITORS

TYPE 503

RATINGS AND CATALOG NUMBERS

	Catalog number	cap. (μ F)	Tolerance (\pm %)	Dissipation factor	Insulation resistance ($M\Omega$)			
					20°C	85°C	125°C	
Rated voltage 50V	503 N 5002 102 □ ¹ □ ²	0.001	5, 10	0.01max	50000	4000	100	
	503 N 5002 152 □ ¹ □ ²	0.0015	5, 10	0.01max	50000	4000	100	
	503 N 5002 222 □ ¹ □ ²	0.0022	5, 10	0.01max	50000	4000	100	
	503 N 5002 332 □ ¹ □ ²	0.0033	5, 10	0.01max	50000	4000	100	
	503 N 5002 472 □ ¹ □ ²	0.0047	5, 10	0.01max	50000	4000	100	
	503 N 5002 682 □ ¹ □ ²	0.0068	5, 10	0.01max	50000	4000	100	
	503 N 5002 103 □ ¹ □ ²	0.01	5, 10	0.01max	50000	4000	100	
	503 N 5002 153 □ ¹ □ ²	0.015	5, 10	0.01max	50000	4000	67	
	503 N 5002 223 □ ¹ □ ²	0.022	5, 10	0.01max	50000	4000	45	
	503 N 5002 333 □ ¹ □ ²	0.033	5, 10	0.01max	50000	3600	30	
	503 N 5002 473 □ ¹ □ ²	0.047	5, 10	0.01max	50000	2600	21	
	503 N 5002 683 □ ¹ □ ²	0.068	5, 10	0.01max	50000	1800	15	
	503 N 5002 104 □ ¹ □ ²	0.1	5, 10	0.01max	50000	1200	10	
	503 N 5002 154 □ ¹ □ ²	0.15	5, 10	0.01max	50000	800	6.7	
	503 N 5002 224 □ ¹ □ ²	0.22	5, 10	0.01max	50000	550	4.5	
	503 N 5002 334 □ ¹ □ ²	0.33	5, 10	0.01max	50000	360	3.0	
	503 N 5002 474 □ ¹ □ ²	0.47	5, 10	0.01max	50000	260	2.1	
Rated voltage 100V	503 N 1003 102 □ ¹ □ ²	0.001	5, 10	0.01max	50000	4000	100	
	503 N 1003 152 □ ¹ □ ²	0.0015	5, 10	0.01max	50000	4000	100	
	503 N 1003 222 □ ¹ □ ²	0.0022	5, 10	0.01max	50000	4000	100	
	503 N 1003 332 □ ¹ □ ²	0.0033	5, 10	0.01max	50000	4000	100	
	503 N 1003 472 □ ¹ □ ²	0.0047	5, 10	0.01max	50000	4000	100	
	503 N 1003 682 □ ¹ □ ²	0.0068	5, 10	0.01max	50000	4000	100	
	503 N 1003 103 □ ¹ □ ²	0.01	5, 10	0.01max	50000	4000	100	
	503 N 1003 153 □ ¹ □ ²	0.015	5, 10	0.01max	50000	4000	67	
	503 N 1003 223 □ ¹ □ ²	0.022	5, 10	0.01max	50000	4000	45	
	503 N 1003 333 □ ¹ □ ²	0.033	5, 10	0.01max	50000	3600	30	
	503 N 1003 473 □ ¹ □ ²	0.047	5, 10	0.01max	50000	2600	21	
	503 N 1003 683 □ ¹ □ ²	0.068	5, 10	0.01max	50000	1800	15	
	503 N 1003 104 □ ¹ □ ²	0.1	5, 10	0.01max	50000	1200	10	
	503 N 1003 154 □ ¹ □ ²	0.15	5, 10	0.01max	50000	800	6.7	
	503 N 1003 224 □ ¹ □ ²	0.22	5, 10	0.01max	50000	550	4.5	
	Rated voltage 200V	503 N 2003 102 □ ¹ □ ²	0.001	5, 10	0.01max	50000	4000	100
		503 N 2003 152 □ ¹ □ ²	0.0015	5, 10	0.01max	50000	4000	100
503 N 2003 222 □ ¹ □ ²		0.0022	5, 10	0.01max	50000	4000	100	
503 N 2003 332 □ ¹ □ ²		0.0033	5, 10	0.01max	50000	4000	100	
503 N 2003 472 □ ¹ □ ²		0.0047	5, 10	0.01max	50000	4000	100	
503 N 2003 682 □ ¹ □ ²		0.0068	5, 10	0.01max	50000	4000	100	
503 N 2003 103 □ ¹ □ ²		0.01	5, 10	0.01max	50000	4000	100	
503 N 2003 153 □ ¹ □ ²		0.015	5, 10	0.01max	50000	4000	67	
503 N 2003 223 □ ¹ □ ²		0.022	5, 10	0.01max	50000	4000	45	
503 N 2003 333 □ ¹ □ ²		0.033	5, 10	0.01max	50000	3600	30	
503 N 2003 473 □ ¹ □ ²		0.047	5, 10	0.01max	50000	2600	21	
503 N 2003 683 □ ¹ □ ²		0.068	5, 10	0.01max	50000	1800	15	
503 N 2003 104 □ ¹ □ ²		0.1	5, 10	0.01max	50000	1200	10	

□¹ capacitance tolerance code "J" or "K" .

□² Lead style or package style code.

